




Stencil for Trailer



Stencil for Tractor




Remove parts for the Trailer




Glue the trailer sides to the frame

2




Glue the remaining parts to the frame

3




Remove parts for the Tractor

4



Glue the Motor parts, Fender Pieces, steering wheel and seat and wheel pieces together.

5



Glue the assembled parts, to the frame

6

